

GH

Cranes & Components



NEW HOIST GENERATION

BORN
FROM
EXPERIENCE



**OVER
50 YEARS
OF KNOW-HOW**

More than
100,000 hoists
installed
vouch for
our experience



GH started out in 1956, as a manufacturer of lifting components. We now operate in over 55 countries, installing our products and providing solutions for practically all sectors.

Our years of experience and our customers' recognition of the high quality of our products have placed GH among the leading European manufacturers in the lifting sector.

CONTENTS

Over 50 years of experience...	2
GHB11, the new hoist...	3
Adaptable, modular design...	4/5
Safety and reliability features...	6
A wide range of solutions...	7
Energy-efficient...	8
Selection chart...	9
Technical service and spares...	10
We operate worldwide...	11



WE'VE DEVELOPED A NEW HOIST



INDUSTRIAS ELECTROMECÁNICAS GH, S.A.

1956



1960




1980



1990



2000



2012

What do you want
from a new machine?

- + Safety
- + Reliability
- + Performance
- + Durability
- Maintenance

Frequency inverter for cross travel
and hoist motions as standard.

Minimum duty service classification
ISO M5.

C-shaped design for better approach-
es.


Reduced weight, transmitting less
stress to the structure.

Complies with European Machine
Directive 2006/42/EC.


Designed for higher productivity and
maintenance savings.

Quick connector on motors and
cabinets.

AN ADAPTABLE, MODULAR HOIST




Modular design,
easily adaptable
to different
wire rope
arrangements
and girder widths





4/1 reeving configuration

The new GHB11 hoist's modular design enables much of the structure to be used for assembling the different hoist configurations, different rope arrangements (4/1, 2/1, 4/2, etc.), drum lengths or installing a second motor.

This design makes GH's new hoist competitive and quick to manufacture.



2/1 reeving configuration




A ROBUST, RELIABLE RANGE OF HOISTS

Specific
solutions
for each type
of work and
working
environment



Single-girder suspended hoist



Double-girder hoist with tubes




Double-girder hoist with end carriages

Aeronautics
Shipbuilding
Automotive
Metal fabrication
Wind power
Railway
Casting
Container cranes
Steel handling
Stone handling
Boat handling
Public works
Paper mills
Precast concrete
Urban solid waste
Steel industry

GH's products for all sectors are designed with a view to offering our customers the best performance at the lowest cost, based on reliability, safety, durability, affordability and minimum maintenance.

SPEED CONTROL BY FREQUENCY INVERTER, FOR HIGHER PRODUCTIVITY



Features

Speed selection.

Smooth running. Acceleration/deceleration control to prevent dangerous swing.

Electric braking, allowing the service brake to work as a safety brake in practice.

More durable mechanisms.

Compact design for the closest approaches, making efficient use of available space.

Light weight, with no counterweight, reducing stress to the structure.

Energy savings.

Safety

Frequency inverter for cross travel and hoist motions as standard.

Wire rope safety factor as per EC directive (Min 5).

Two steps limit switch for lifting.

Safe Operating Period Control.

Load swing control.

Operating and maintenance control.

Load slip safety system.

Optional loose wire rope indication.

Phase reversal/phase loss protection.

Motor overheating protection.

Overload limiter.

Reliable load clamping with safety Latch.

Reliability

All components are highly robust.

Longer working life of all components.

New materials for longer machine working life.

Modular design.

Lower machine downtime costs.

Lower maintenance costs during the hoist's working life.

No counterweights

- Lower moments of inertia.

Cross travel motor

- GH's own optimised design.
- Speed regulation by frequency inverter.
- Direct drive, with two wheels on each side of the girder.

Hoisting motor

- GH's own optimised design.
- Encoder safety.
- IP-55 protection as per DIN 40050.
- Duty cycle 60% ED.



Helical gears

- Smooth running.
- Excellent lubrication.
- All gears in closed housing with oil bath.

Wire rope guide

- Latest-generation materials.
- Longer wire rope life with less wear.





**STATE-OF-
THE-ART
TECHNOLOGY,
ADAPTED TO
THE CUSTOMER'S
NEEDS**

Load control

All our hoists come equipped with the model ALE-100/TN electronic limiter, with record and control function. Designed for overload, loose wire rope and motor overheating control. also records the load spectrum of the hoist as per UNE 58 919 standard.

In combination with the overload cell, it enables optional viewing of hanged load and Safe Operating Period control:

- Number of lifting manoeuvres.
- Number of inching manoeuvres.
- Lifting manoeuvre time.
- Number of overloads.
- Number of trolley manoeuvres.
- Number of bridge manoeuvres.
- Activation of next inspection alert by number of hours and/or date.

This data can be viewed on the remote control.

Hoist versions

We adapt the features of our products to meet our customers' needs.

- Hoist for curves.
- Cradled double-girder trolley.
- Hoist with console trolley.
- Motorised rotary trolley.
- Dual hoist double-girder trolley.
- Dual hook double-girder trolley.
- Trolley with hoist parallel to end carriages.
- Double-girder tube trolley with platform.
- Winder trolley.
- Hoist between girders.
- Recess-mounted double-girder trolley with 2 cable exits and rack conveying.

Other options

- Anti-collision photocells.
- Weighing display.
- Safety brake on drum.
- Hook blocking system.
- Remote control.
- Data displayed on remote control.
- Data displayed on radio remote control.



Electronic load limit device (ALE-100/TN)



Radio remote control with display (on the radio)

**Frequency
inverter for
hoist and
cross travel
motions**

MACHINES WITH ENERGY EFFICIENCY AND OPTIMISED DESIGN




We have used state-of-the-art technology to improve all aspects of this new hoist

GH's smartphone application provides information on the Safe Operating Period for all its cranes installed worldwide.

The following information can also be accessed optionally, in conjunction with ALM100N:

- Number and duration of hoisting operations.
- Number of manoeuvres.
- Record of the last 500 overloads and maintenance alert activation.



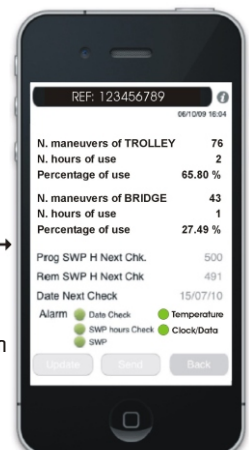
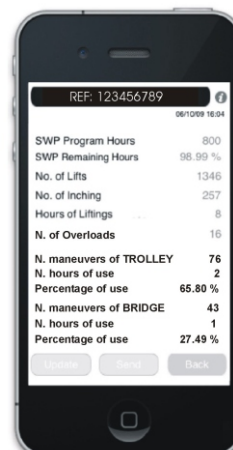
Energy savings and environmental protection have become a major issue in today's engineering systems

GH's solution in this area centres on the use of regenerative frequency inverters. These have major advantages over conventional frequency inverters:

- High energy efficiency.
- No braking resistance required.
- Minimal heat generation on braking.
- Huge energy saving potential.

Braking energy feedback can also be used elsewhere in the installation, reducing operating costs even further.

This technology is especially suited heavy duty cranes with cyclical processes.





**A WIDE
RANGE IS
AVAILABLE**

Standard: Frequency inverter on hoisting

Models GHA12, GHB11 and GHD12

- Nominal speed at full load 5m/min.
- Overspeed at 1/4 load 8m/min.

Optional: 2-speed motor

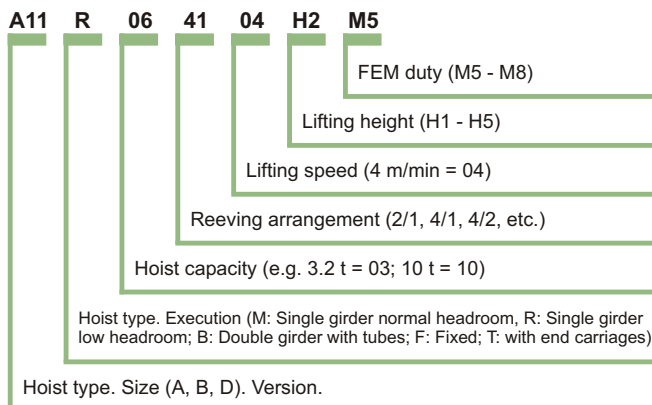
Hoisting speed

- 5/0.8 m/min. GHB11, GHD12

Hoisting speed

- 5/1.25 m/min. GHA12

Other options available.



KG.	HOIST	SPEED M/MIN	FALLS	DUTY FEM	HOL (HEIGHT OF LIFT) (M)			
					H1	H2	H3	H4
1,000	GHA12_014105M7	5	4/1	M7	4.5	8	10.8	
	GHA12_012110M6	10	2/1	M6	9	16	21.6	
	GHB11_011116M7	16	1/1	M7	14.5	27.1	37.2	47.3
	GHB11_012216M7	16	2/2	M7	4	10.3	15.4	20.5
	GHB11_011120M6	20	1/1	M6	14.5	27.1	37.2	47.3
	GHB11_012220M6	20	2/2	M6	4	10.3	15.4	20.5
	GHD12_012220M7	20	2/2	M7	4.9	14.4	29.5	37
	GHD12_011120M7	20	1/1	M7	15.2	28.8	51	61.9
1,600	GHA12_014105M7	5	4/1	M7	4.5	8	10.8	
	GHA12_012110M5	10	2/1	M5	9	16	21.6	
	GHB11_012216M5	16	2/2	M5	4	10.3	15.4	20.5
	GHB11_011116M5	16	1/1	M5	14.5	27.1	37.2	47.3
	GHD12_012220M7	20	2/2	M7	4.9	14.4	29.5	37
	GHD12_011120M7	20	1/1	M7	15.2	28.8	51	61.9
2,000	GHA12_024105M7	5	4/1	M7	4.5	8	10.8	
	GHB11_022108M7	8	2/1	M7	7.26	13.55	18.6	23.6
	GHB11_024208M7	8	4/2	M7		5	7.5	10
	GHB11_022110M6	10	2/1	M6	7.26	13.55	18.6	23.6
	GHB11_024210M6	10	4/2	M6		5	7.5	10
	GHD12_022216M7	16	2/2	M7	4.9	14.4	29.5	37
	GHD12_021116M7	16	1/1	M7	15.2	28.8	51	61.9
	GHD12_022220M6	20	2/2	M6	4.9	14.4	29.5	37
	GHD12_021120M6	20	1/1	M6	15.2	28.8	51	61.9
2,500	GHA12_024105M6	5	4/1	M6	4.5	8	10.8	
	GHB11_022108M6	8	2/1	M6	7.26	13.55	18.6	23.6
	GHB11_024208M6	8	4/2	M6		5	7.5	10
	GHB11_022110M5	10	2/1	M5	7.26	13.55	18.6	23.6
	GHB11_024210M5	10	4/2	M5		5	7.5	10
	GHD12_022216M6	16	2/2	M6	4.9	14.4	29.5	37
	GHD12_021116M6	16	1/1	M6	15.2	28.8	51	61.9
	GHD12_022220M5	20	2/2	M5	4.9	14.4	29.5	37
	GHD12_021120M5	20	1/1	M5	15.2	28.8	51	61.9
	GHD12_021120M5	20	1/1	M5	15.2	28.8	51	61.9

KG.	HOIST	SPEED M/MIN	FALLS	DUTY FEM	HOL (HEIGHT OF LIFT) (M)			
					H1	H2	H3	H4
3,200	GHA12_034105M5	5	4/1	M5	4.5	8	10.8	
	GHB11_034105M7	5	4/1	M7	3.6	6.8		10
	GHB11_032108M5	8	2/1	M5	7.26	13.55	18.6	23.6
	GHB11_034208M5	8	4/2	M5		5	7.5	10
	GHB11_034208M7	8	4/2	M7		7		18.5
	GHD12_032110M7	10	2/1	M7	7.6	14.4	25.5	31.0
	GHD12_034210M7	10	4/2	M7		7	14.7	18.5
	GHD12_032216M5	16	2/2	M5	4.9	14.4	29.5	37
4,000	GHD12_032116M5	16	1/1	M5	15.2	28.8	51	61.9
	GHB11_044104M7	4	4/1	M7	3.6	6.8		10
	GHB11_044105M6	5	4/1	M6	3.6	6.8		10
	GHD12_042108M7	8	2/1	M7	7.6	14.4	25.5	31
	GHD12_044208M6	8	4/2	M7		7	14.7	18.5
	GHD12_042110M6	10	2/1	M6	7.6	14.4	25.5	31
5,000	GHD12_044210M6	10	4/2	M6		7	14.7	18.5
	GHB11_054104M6	4	4/1	M6	3.6	6.8		10
	GHB11_054105M5	5	4/1	M5	3.6	6.8		10
	GHD12_052108M6	8	2/1	M6	3.6	14.4	25.5	31
	GHD12_054208M6	8	4/2	M6	7.6	7	14.7	18.5
	GHD12_052110M5	10	2/1	M5		14.4	25.5	31
6,300	GHD12_054210M5	10	4/2	M5	7.6	7	14.7	18.5
	GHB11_064104M5	4	4/1	M5	3.6	6.8		10
	GHD12_064105M7	5	4/1	M7	3.8	7.2	10	12.8
	GHD12_062108M5	8	2/1	M5	7.6	14.4	25.5	31
8,000	GHD12_064208M5	8	4/2	M5		7	14.7	18.5
	GHD12_084104M7	4	4/1	M7	3.8	7.2	10	12.8
10,000	GHD12_084105M6	5	4/1	M6	3.8	7.2	10	12.8
	GHD12_104104M6	4	4/1	M6	3.8	7.2	10	12.8
12,500	GHD12_104105M5	5	4/1	M5	3.8	7.2	10	12.8
	GHD12_124104M5	4	4/1	M5	3.8	7.2	10	12.8

Hoist selection chart

**TECHNICAL
ASSISTANCE
SERVICE,
MAINTENANCE
AND ORIGINAL
SPARE PARTS**



We've designed
a state-of-the-art,
lightweight,
robust hoist
requiring
minimum
maintenance



GH spare parts distribution center



To guarantee perfect functioning and durability of the units we offer an all-round service, including After-sales Service, Technical Assistance and Spare Parts Supply:

- Preventive and predictive maintenance.
- Corrective maintenance.
- We stock original replacement parts.
- Crane operator training courses.





BEASAIN

**CENTRAL OFFICES
TECHNICAL OFFICE**



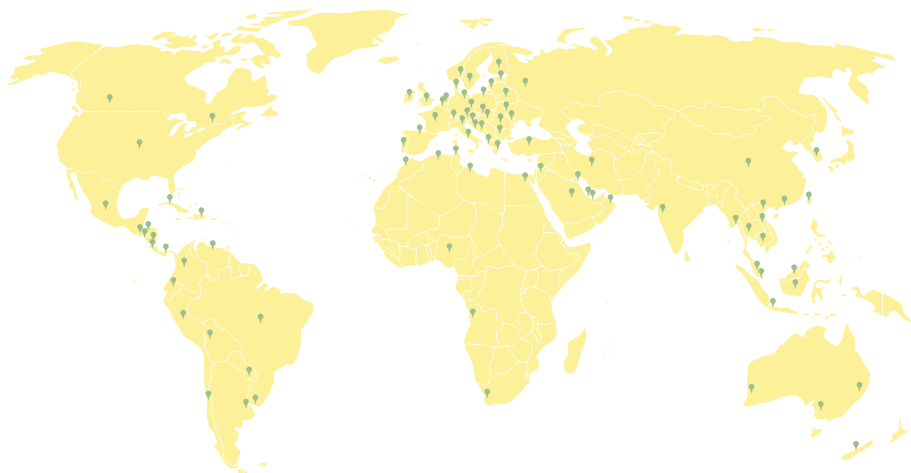
ALSASUA

**CENTRAL OFFICES
MACHINIG WORKSHOP**



BAKAIKOA

**CENTRAL OFFICES
MACHINING WORKSHOP**



GH is also present
in over 50 countries
through local
representatives
and distributors

ANGOLA
ARGENTINA
AUSTRALIA
BELGIUM
BOLIVIA
BRAZIL
BULGARIA
CANADA
CHILE
CHINA
COLOMBIA
COSTA RICA
CUBA
CZECH REPUBLIC
DENMARK
DOMINICAN REPUBLIC
ECUADOR
EGYPT
EL SALVADOR
FRANCE

GREECE
GUATEMALA
HOLLAND
HONDURAS
HONG KONG
HUNGARY
INDIA
INDONESIA
IRAN
IRELAND
ITALY
JORDAN
MALAYSIA
MOROCCO
MEXICO
NICARAGUA
NIGERIA
NORWAY
NEW ZEALAND
PANAMA

PARAGUAY
PERU
POLAND
PORTUGAL
ROMANIA
RUSSIA
SAUDI ARABIA
SINGAPORE
SLOVAKIA
SOUTH KOREA
SWEDEN
THAILAND
TUNISIA
TURKEY
UK
UNITED ARABEMIRATES
URUGUAY
USA
VENEZUELA
VIETNAM

With a staff of over 300 in Spain and 600 worldwide, GH has a weekly production capacity of 50 standard cranes, 1 special crane, 40 hoists/kits, 2 industrial gantry cranes and 0.5 boat hoists, developing both standard and made-to-measure products.



BRAZIL

SAO PAULO
GH DO BRASIL IND. E COM. LTDA.
Tif.: +55 11 4409 0066
www.ghdobrasil.com.br
ghdobrasil@ghdobrasil.com.br



CHINA

SHANGHAI
LIFTING EQUIPMENT CO., LTD.
Tif.: +86 6299 7681
www.ghsa.com/ch
ghchina@ghsa.com



FRANCE

COUÉRON
GH FRANCE, SA
Tif.: +33 (0) 240 86 12 12
www.ghfrance.fr
ghfrance@ghsa.com



MEXICO

QUERETARO
GRÚAS GH MÉXICO SA DE CV
Tif.: +52 44 22 77 54 37
www.ghsa.com.mx
ghmexico@ghsa.com.mx



POLAND

KŁOBUCK
GH INTERTECH
Tif.: +48 34 3597317
www.ghsa.pl
intertech@ghsa.pl




INDIA

PUNE
GH CRANES INDIA
Tif.: +91 020 64730438
www.ghsa.com
ghindia@ghsa.com



PORTUGAL

OPORTO
GH PORTUGAL
Tif.: +351 229821688
www.ghsa.com.pt
geral@ghsa.com



RUSSIA

MOSCOW
GH RUSSIA
Tif.: +7 (495) 642 63 12
www.ghsa.ru
ghrussia@ghsa.com



THAILAND

SAMUTPRAKARN
LEE MACHINERY-GH THAILAND
Tif.: +66 (0)8 4660 1365
www.ghsa.com
ghthailand@ghsa.com



USA

ILLINOIS
GH CRANES CORPORATION
Office: (815) 277-5328
www.ghcranes.com
ghcranescorp@ghsa.com



■ DESIGNED, BUILT AND
■ KEPT IN SHAPE BY OUR
■ TOP TEAMS



See the video on the new GHB11 hoist by scanning this QR code, or online at:

<http://www.youtube.com/user/ghcranes>

■ **GH** ■
INDUSTRIAS
ELECTROMECANICAS GH, S.A.

TEL.: +34 943 805 660
FAX: +34 943 888 721
E-MAIL: GHSA@GHSA.COM
APDO. 27 - Bº SALBATORE
20200 BEASAIN (GIPUZKOA) - SPAIN
WWW.GHSA.COM